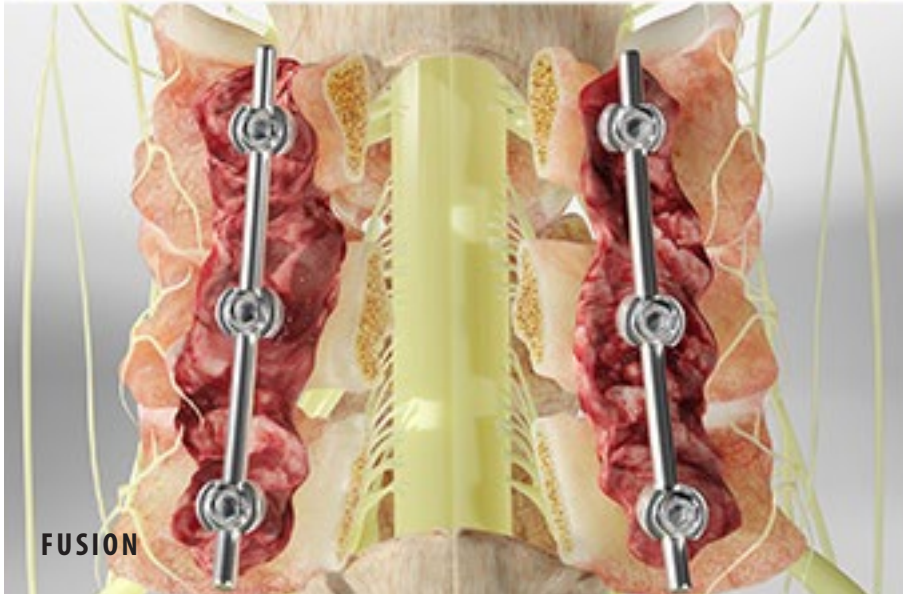
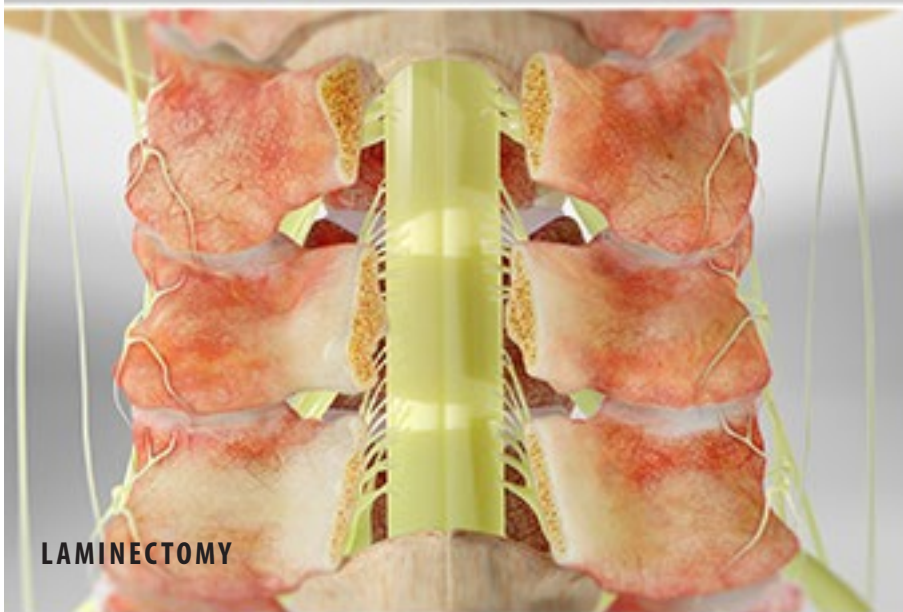
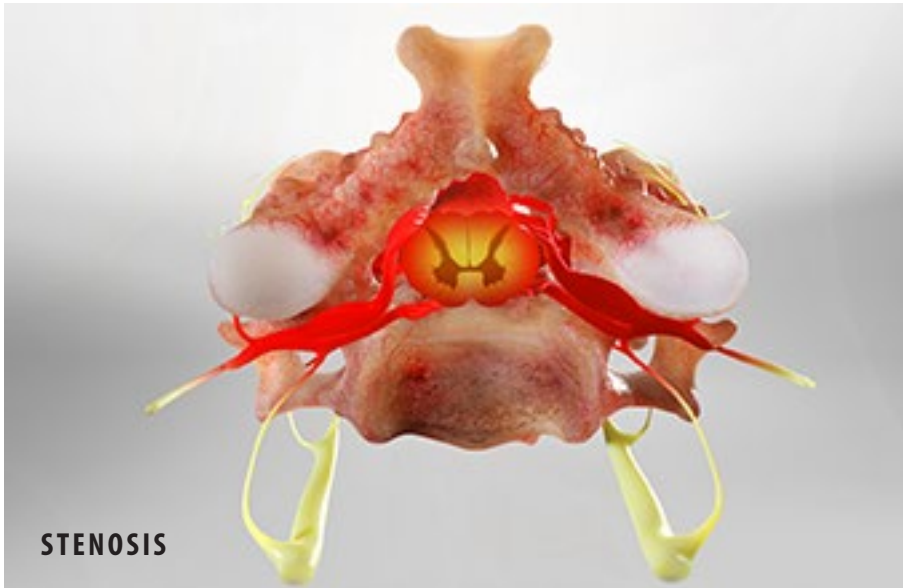


Laminectomy (Cervical Spine, With Fusion)



Overview

This surgery relieves pressure on spinal nerves in your neck. It treats a condition we call "spinal stenosis." Laminectomy makes more space for these compressed nerves. Then, your spine is stabilized with implants.

Preparation

To begin, you are put to sleep. The surgeon makes an incision on your neck to reach your vertebrae.

Relieving pressure

To make more room for your nerves, the surgeon removes the lamina from some of your vertebrae. The lamina is the section of bone that forms the back of each vertebra. If you have bone spurs, herniated discs or any other problems pressing against your nerves, the surgeon fixes these, too.

Fusion

Finally, your spine is stabilized with implants that lock the vertebrae together.

End of procedure

When the surgery is done, your incision is closed and bandaged. You may wear a neck brace to hold your head still. You are watched in a recovery room as you wake up. Your surgeon will tell you when it's safe to leave the hospital. Follow your surgeon's instructions as you recover.