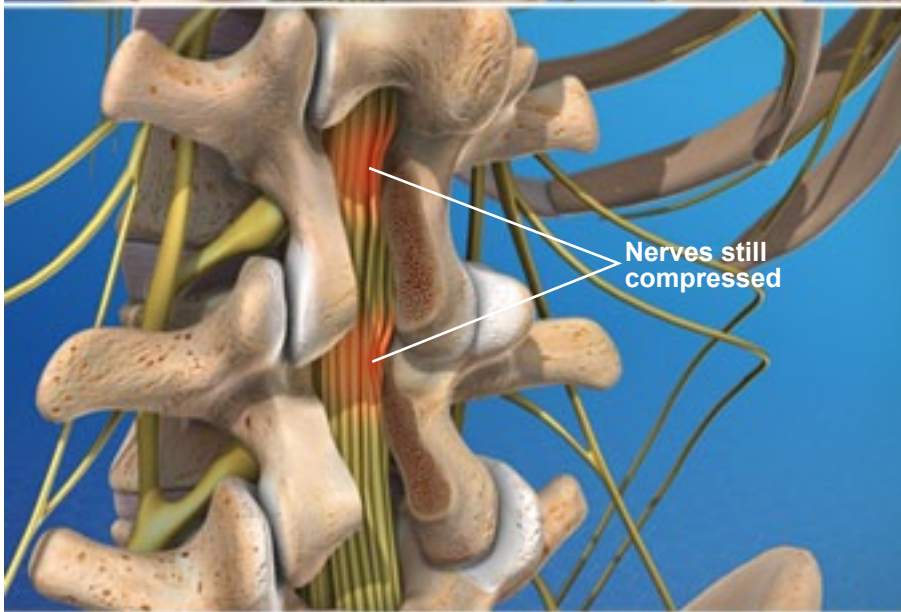
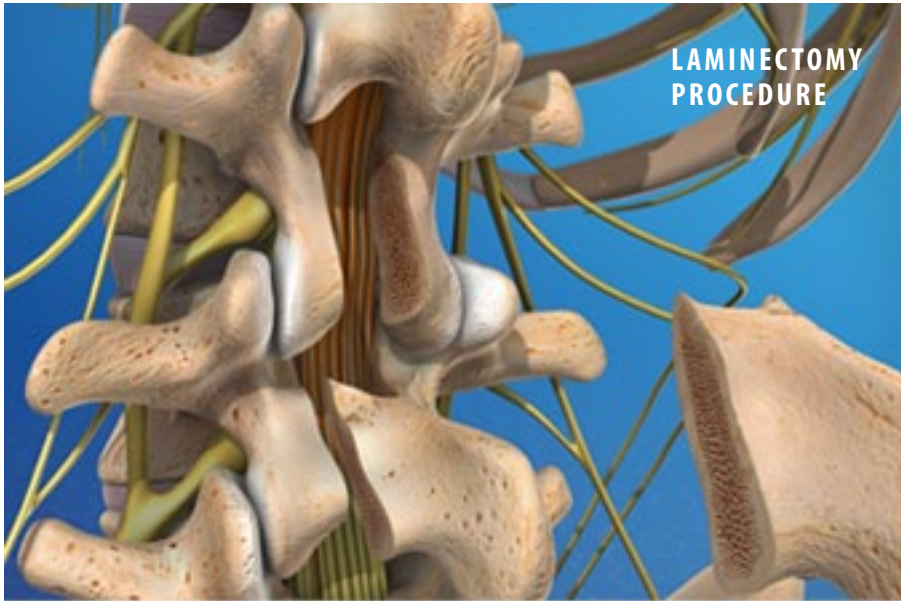
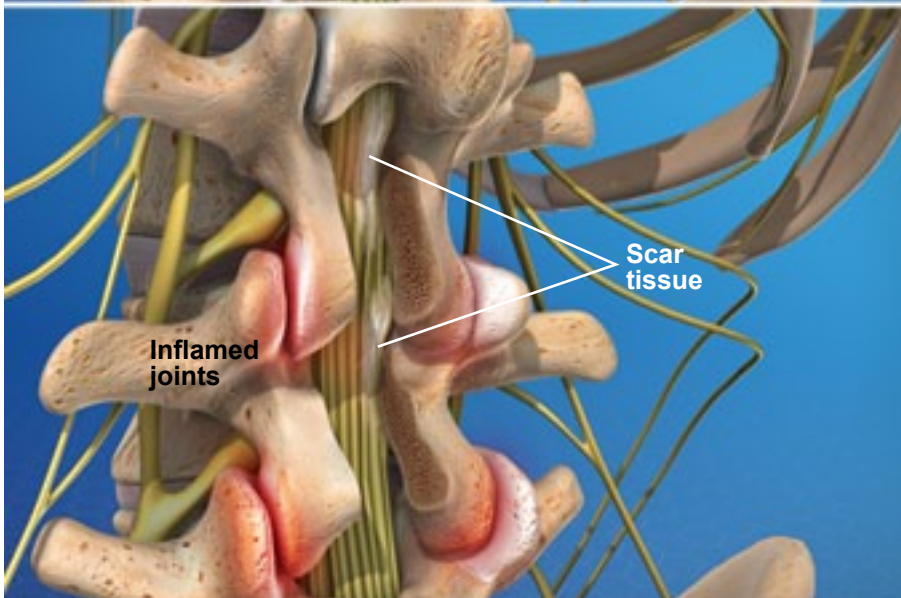


Post-Laminectomy Syndrome

LAMINECTOMY PROCEDURE



Nerves still compressed



Scar tissue

Inflamed joints

Overview

This condition, also called "failed back surgery syndrome," is a type of chronic pain. It can develop in some people after spine surgery.

Causes

This pain most often develops after a laminectomy procedure. This is the removal of bone at the rear of your vertebrae. The procedure is done to relieve pressure on your spinal nerves. But after a laminectomy, bone or soft tissue may still press on these nerves. Scar tissue may form. And spinal joints may be irritated and inflamed. Pain from any of these issues may be called "post-laminectomy syndrome."

Symptoms

Symptoms may include pain in your back at the site of your surgery. The pain may also radiate down to your buttock and leg. This pain may feel sharp, or it may feel dull and achy.

Treatment

Treatment depends on the cause and the severity of your pain. It may include medications, injections or physical therapy. You may benefit from electrical nerve stimulation or other techniques. If these are not helpful, surgery may relieve your pain.